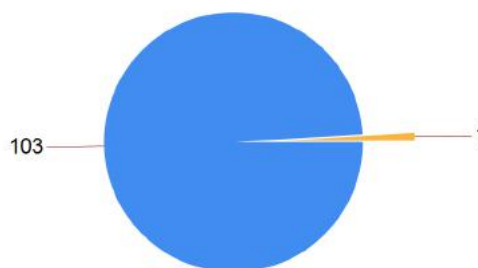


2018 Year 11 Activity Survey Analysis

Queen Elizabeth School

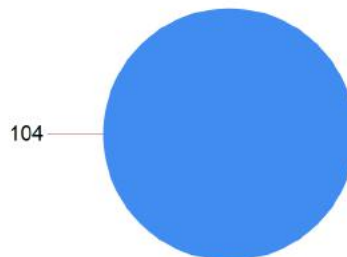
Meeting the Duty to Participate

	No. of Clients	%
Meeting the Duty to Participate	103	99.0%
Not Participating	1	1.0%
Total	104	



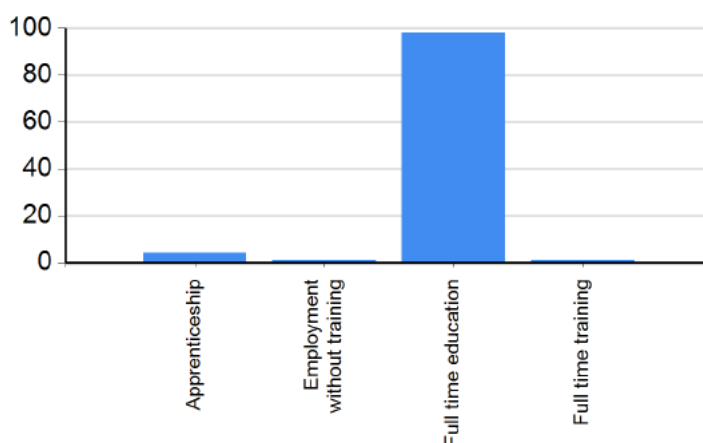
NEET Outcomes

	No. of Clients	%
EET	104	100.0%
Total	104	



DfE Destination Groups

	No. of Clients	%
Apprenticeship	4	3.8%
Employment without training	1	1.0%
Full time education	98	94.2%
Full time training	1	1.0%
Total	104	



List of Destinations

	No. of Clients	%
2.01 School Sixth Form	15	14.4%
2.02 Sixth Form College	34	32.7%
2.03 Further Education	49	47.1%
3.07 Apprenticeships	4	3.8%
3.12 Employment without training	1	1.0%
3.01 EFA funded work based learning	1	1.0%
Total	104	

Of those remaining in Sixth Form...

	No. of Clients	%
...chose to attend a different school	15	100.0%
Total	15	

The above information has been compiled by Prospects Services on behalf of Warwickshire County Council. Information required to create this report has been gathered from a number of sources. Prospects Services can accept no responsibility for any interpretation or action based on the information.