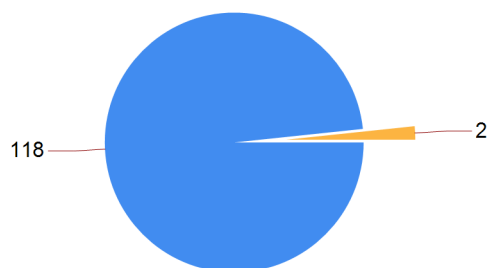


2021 Year 11 Activity Survey Analysis

Queen Elizabeth School

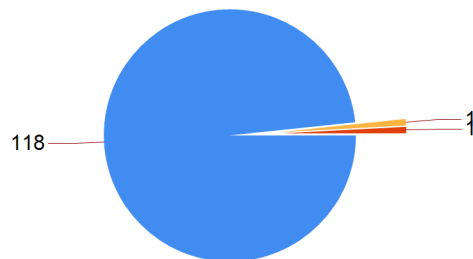
Meeting the Duty to Participate

	No. of Clients	%
Meeting the Duty to Participate	118	98.3%
Not Participating	2	1.7%
Total	120	



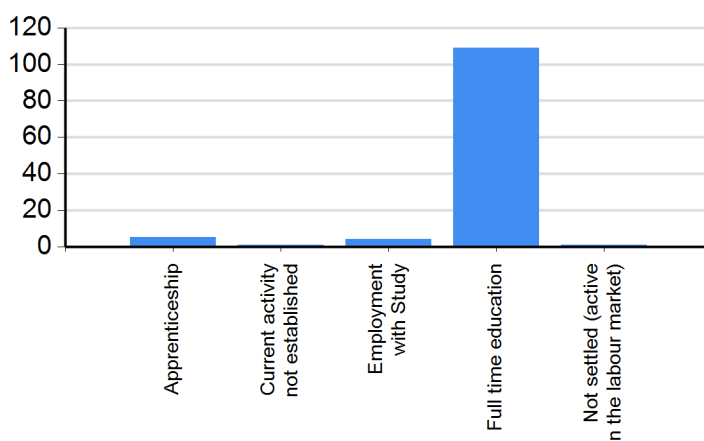
NEET Outcomes

	No. of Clients	%
EET	118	98.3%
NEET	1	0.8%
Not Known	1	0.8%
Total	120	



DfE Destination Groups

	No. of Clients	%
Apprenticeship	5	4.2%
Current activity not established	1	0.8%
Employment with Study	4	3.3%
Full time education	109	90.8%
Not settled (active in the labour market)	1	0.8%
Total	120	



List of Destinations

	No. of Clients	%
2.01 School Sixth Form	8	6.7%
2.02 Sixth Form College	2	1.7%
2.03 Further Education	98	81.7%
2.07 Other post 16 education	1	0.8%
3.07 Apprenticeships	5	4.2%
3.08 Full-time employment with study	4	3.3%
5.01 Seeking employment - educ or trng only	1	0.8%
Year 11 Leaver Unknown(CCISONLY)	1	0.8%
Total	120	

Of those remaining in Sixth Form...

	No. of Clients	%
...chose to attend a different school	8	100.0%
Total	8	